

Neurology[®]

Table of Contents

Volume 78, Number 12, March 20, 2012

www.neurology.org

THE MOST WIDELY READ AND HIGHLY CITED PEER-REVIEWED
NEUROLOGY JOURNAL



IN FOCUS

- 843 Spotlight on the March 20 Issue


EDITORIALS




- 844 Seeing into the traumatically injured brain:
Diffuse tissue damage and cognition
Andrew M. Blamire
- 846 Pregnancy: A “modifiable” risk factor in MS?
M. Daumer, B.G. Weinshenker, and R. Voskuhl
- 849 Lamotrigine and side effects: Another headache
William O. Tatum and Jacqueline A. French

IN MEMORIAM

- 851 O.M. “Mack” Reinmuth (1928–2011)
Robert J. Joynt

ARTICLES


- 852 White matter integrity related to functional working
memory networks in traumatic brain injury
*E.M. Palacios, R. Sala-Llonch, C. Junque, T. Roig,
J.M. Tormos, N. Bargallo, and P. Vendrell*
Editorial, p. 844
- 861 Spectrum of cognitive impairment in neurocysticercosis:
Differences according to disease phase
*C.L. Rodrigues, D.C. de Andrade, J.A. Livramento,
L.R. Machado, R. Abraham, L. Massaroppe,
L.T. Lucato, and P. Caramelli*

- 867 Offspring number, pregnancy, and risk of a first
clinical demyelinating event: The AusImmune Study
*A.-L. Ponsonby, R.M. Lucas, I.A. van der Mei, K. Dear,
P.C. Valery, M.P. Pender, B.V. Taylor, T.J. Kilpatrick,
A. Coulthard, C. Chapman, D. Williams,
A.J. McMichael, and T. Dwyer*
Editorial, p. 846; see also p. 875
- 875 Neuromyelitis optica and pregnancy
*B. Bourre, R. Marignier, H. Zéphir, C. Papeix,
D. Brassat, G. Castelnovo, N. Collongues, S. Vukusic,
P. Labauge, O. Outteryck, B. Fontaine, P. Vermersch,
C. Confavreux, and J. de Seze, on behalf of the
NOMADMUS Study Group*
Editorial, p. 846; see also p. 867

- 880 Intravenous thrombolysis in young stroke patients:
Results from the SITS-ISTR
*D. Toni, N. Ahmed, A. Anzini, S. Lorenzano,
M. Brozman, M. Kaste, R. Mikulik, J. Putaala,
and N. Wahlgren, for the SITS investigators*
 
- 888 Branch occlusive disease: Clinical and magnetic
resonance angiography findings
*S. Ryoo, J.H. Park, S.J. Kim, G.-M. Kim, C.-S. Chung,
K.H. Lee, J.S. Kim, and O.Y. Bang*
- 897 Eight new mutations and the expanding phenotype
variability in muscular dystrophy caused by ANO5
*S. Penttilä, J. Palmio, T. Suominen, O. Raheem,
A. Evilä, N. Muelas Gomez, G. Tasca, L.B. Waddell,
N.F. Clarke, A. Barboi, P. Hackman, and B. Udd*
- 904 Pentoxifylline as a rescue treatment for DMD:
A randomized double-blind clinical trial
*D.M. Escolar, A. Zimmerman, T. Bertorini, P.R. Clemens,
A.M. Connolly, L. Mesa, K. Gorni, A. Kornberg, H. Kolski,
N. Kuntz, Y. Nevo, C. Tesi-Rocha, K. Nagaraju,
S. Rayavarapu, L.P. Hache, J.E. Mayhew, J. Florence,
F. Hu, A. Arrieta, E. Henricson, R.T. Leshner, and J.K. Mah*


CLINICAL IMPLICATIONS OF NEUROSCIENCE RESEARCH

- 914 ADAM proteins, their ligands, and clinical implications
Eduardo E. Benarroch

CONTEMPORARY ISSUES IN NEUROLOGIC PRACTICE

- 921 Lamotrigine and aseptic meningitis
K.M. Simms, C. Kortepeter, and M. Avigan
 **Editorial, p. 849**

CLINICAL/SCIENTIFIC NOTES

- 928 Severe multiple sclerosis relapse under fingolimod
therapy: Incident or coincidence?
*F. Castrop, M.C. Kowarik, H. Albrecht, M. Krause,
B. Haslinger, C. Zimmer, A. Berthele, and B. Hemmer*

NEUROIMAGES

- 931 Ischemic stroke due to a calcified embolus from the
mitral annular valve
*M. Herskovitz, G. Telman, S. Carasso, A. Symonovitz,
and D. Goldsher*

CONTINUED

Neurology[®]

Table of Contents

continued



RESIDENT & FELLOW SECTION

e77 Journal Club: Early stroke risk and ABCD2 score performance in tissue vs time-defined TIA
Jennifer E. Fugate and Alejandro A. Rabinstein

e80 Teaching NeuroImages: Stroke and bilateral visual loss in a young adult: More than coincidence
B. Volbers, K. Kaldefoss, A. Bergua, S. Kloska, S. Schwab, and M. Köhrmann

WRITECLICK: EDITOR'S CHOICE

932 Teaching NeuroImages: Reversible splenial cytotoxic edema in acute mountain sickness
K. Schommer, P. Bärtsch, M. Knauth, K. Kallenberg

932 Teaching NeuroImages: TIA from an air embolism
J.A. Coebergh, G.J. Lammers, M.C. Kruit; Author Response: A.J. Westwood, T.N. Nguyen

933 Acute myeloid leukemia in Italian patients with multiple sclerosis treated with mitoxantrone
A. Stroet, R. Gold, A. Chan; Author Response: V. Martinelli, L. Straffi, G. Comi

DEPARTMENT

A34 In the Next Issue of Neurology[®]

Podcast at www.neurology.org CME Video Patient Page LOE classification LOE recommendation



Find us on Facebook

Find Neurology[®] on Facebook: <http://tinyurl.com/neurologyfan>



Follow Neurology[®] on Twitter: <http://twitter.com/GreenJournal>

Publish Ahead of Print articles and editorials go live every Wednesday at 4 pm US Eastern time! Visit neurology.org.



Neurology[®] Podcast

Lamotrigine and aseptic meningitis

At www.neurology.org, click on the "Download Latest Issue" link or "Subscribe Now" to subscribe to the RSS Feed.

This week's podcast features an interview by Dr. Micaela Tegan Chatman with Drs. Cindy Kortepeter, Mark Avigan and Kelley Simms about their paper on lamotrigine and aseptic meningitis.

NEW CME Opportunity: Listen to this week's Neurology[®] Podcast and earn 0.5 AMA PRA Category 1 CME Credits[™] by answering the multiple-choice questions in the online Podcast quiz.



Scan this code with your smart phone to directly access the Podcast

Neurology®

78 (12)

Neurology 2012;78:e80-934

This information is current as of March 20, 2012

Updated Information & Services

including high resolution figures, can be found at:
<http://n.neurology.org/content/78/12.citation.full>

Permissions & Licensing

Information about reproducing this article in parts (figures, tables) or in its entirety can be found online at:
http://www.neurology.org/about/about_the_journal#permissions

Reprints

Information about ordering reprints can be found online:
<http://n.neurology.org/subscribers/advertise>

Neurology® is the official journal of the American Academy of Neurology. Published continuously since 1951, it is now a weekly with 48 issues per year. Copyright . All rights reserved. Print ISSN: 0028-3878. Online ISSN: 1526-632X.

