

Neurology[®]

Table of Contents

Volume 79, Number 20, November 13, 2012

www.neurology.org

THE MOST WIDELY READ AND HIGHLY CITED PEER-REVIEWED
NEUROLOGY JOURNAL




IN FOCUS


- 2013 Spotlight on the November 13 Issue
- 2074 This Week's *Neurology*[®] Podcast

EDITORIALS


- 2014 Blood pressure variability in subacute ischemic stroke: A neglected potential therapeutic target
G. Tsivgoulis and G. Ntaios
- 2016 Focal cortical thinning is caused by remote subcortical infarcts: Spooky action at a distance
E.E. Smith and A. Arboix

ARTICLES


- 2018 Effect of blood pressure on 3-month functional outcome in the subacute stage of ischemic stroke
J. Kang, Y. Ko, J.H. Park, W.-J. Kim, M. Suk Jang, M.H. Yang, J.S. Lee, J. Lee, M.-K. Han, P.B. Gorelick, and H.-J. Bae
Editorial, p. 2014
- 2025 Incident subcortical infarcts induce focal thinning in connected cortical regions
M. Duering, R. Righart, E. Csanadi, E. Jouvent, D. Hervé, H. Chabriat, and M. Dichgans
Editorial, p. 2016
- 2029 Cerebral small-vessel disease and progression of brain atrophy: The SMART-MR study
R.P. Kloppenborg, P.J. Nederkoorn, A.M. Grool, K.L. Vincken, W.P.T.M. Mali, M. Vermeulen, Y. van der Graaf, M.I. Geerlings, and On behalf of the SMART Study Group
- 2037 Adherence to antihypertensive agents after ischemic stroke and risk of cardiovascular outcomes
S. Perreault, A.Y.X. Yu, R. Côté, A. Dragomir, B. White-Guay, and S. Dumas
- 2044 Migraine headache is present in the aura phase: A prospective study
J.M. Hansen, R. B. Lipton, D.W. Dodick, S.D. Silberstein, J.R. Saper, S.K. Aurora, P.J. Goadsby, and A. Charles


- 2050 Dysfunction of the neuromuscular junction in spinal muscular atrophy types 2 and 3
R.I. Wadman, A.F.J.E. Vrancken, L.H. van den Berg, and W. Ludo van der Pol
- 2056 Video game-based coordinative training improves ataxia in children with degenerative ataxia
W. Ilg, C. Schatton, J. Schicks, M.A. Giese, L. Schöls, and M. Synofzik

- 2061 Traumatic brain injury, paraquat exposure, and their relationship to Parkinson disease
P.-C. Lee, Y. Bordelon, J. Bronstein, and B. Ritz

VIEWS & REVIEWS

- 2067 Parkinson disease and driving: An evidence-based review
A.M. Crizzle, S. Classen, and E.Y. Uc


CLINICAL/SCIENTIFIC NOTES

- 2075 PML-IRIS in a patient treated with brentuximab
G. von Geldern, C.A. Pardo, P.A. Calabresi, and S.D. Newsome
- 2077 A 66-year-old patient with vanishing white matter disease due to the p.Ala87Val *EIF2B3* mutation
L. Ghezzi, E. Scarpini, M. Rango, A. Arighi, M.T. Bassi, E. Tenderini, M. De Riz, F. Jacini, G.G. Fumagalli, A.M. Pietroboni, D. Galimberti, and N. Bresolin


REFLECTIONS: NEUROLOGY AND THE HUMANITIES

- 2079 A Neurologist, an EMR, and a Patient
V.F.M.L. Ramos

NEUROIMAGES

- 2081 Contrast-enhanced ultrasound and detection of carotid plaque neovascularization
H. Kunte, C. Schmidt, L. Harms, R.-I. Rückert, M. Grigoryev, and T. Fischer

CONTINUED

Neurology[®]

Table of Contents

continued



RESIDENT & FELLOW SECTION

e178 Emerging Subspecialties in Neurology: Neuroimmunology
S.L. Clardy

e181 Teaching *NeuroImages*: A case of tubercular arteritis and stroke after early discontinuation of antibiotic therapy
L.D. Parish and A. Pirisi

e182 Teaching *NeuroImages*: Crossed cerebellar diaschisis in hemispheric status epilepticus
A.M. Massaro

DEPARTMENT

C3 In the Next Issue of *Neurology*[®]

Podcast at www.neurology.org CME Video Patient Page LOE classification LOE recommendation



Find us on Facebook

Find *Neurology*[®] on Facebook: <http://tinyurl.com/neurologyfan>



Follow *Neurology*[®] on Twitter: <http://twitter.com/GreenJournal>

Publish Ahead of Print articles and editorials go live every Wednesday at 4 pm US Eastern time! Visit neurology.org.



Neurology[®] Online CME Program

Earn CME while reading *Neurology*. This program is available only to online *Neurology* subscribers. Simply read the articles marked CME, go to www.neurology.org, and click on CME. This will provide all of the information necessary to get started. The American Academy of Neurology (AAN) is accredited by the Accreditation Council for Continuing Medical Education (ACCME) to sponsor continuing medical education for physicians. *Neurology* is planned and produced in accordance with the ACCME Essentials. For more information, contact AAN Member Services at 800-879-1960.



Editor's Note to Authors and Readers: Levels of Evidence in *Neurology*[®]

Effective January 15, 2009, authors submitting Articles or Clinical/Scientific Notes to *Neurology*[®] that report on clinical therapeutic studies must state the study type, the primary research question(s), and the classification of level of evidence assigned to each question based on the AAN classification scheme requirements. While the authors will initially assign a level of evidence, the final level will be adjudicated by an independent team prior to publication. Ultimately, these levels can be translated into classes of recommendations for clinical care. For more information, please access the articles and the editorial on the use of classification of levels of evidence published in *Neurology*.¹⁻³

1. French J, Gronseth G. Lost in a jungle of evidence: we need a compass. *Neurology* 2008;71:1634–1638.
2. Gronseth G, French J. Practice parameters and technology assessments: what they are, what they are not, and why you should care. *Neurology* 2008;71:1639–1643.
3. Gross RA, Johnston KC. Levels of evidence: taking *Neurology*[®] to the next level. *Neurology* 2009;72:8–10.

Neurology®

79 (20)

Neurology 2012;79:e181-2081

This information is current as of November 13, 2012

Updated Information & Services

including high resolution figures, can be found at:
<http://n.neurology.org/content/79/20.citation.full>

Permissions & Licensing

Information about reproducing this article in parts (figures, tables) or in its entirety can be found online at:
http://www.neurology.org/about/about_the_journal#permissions

Reprints

Information about ordering reprints can be found online:
<http://n.neurology.org/subscribers/advertise>

Neurology® is the official journal of the American Academy of Neurology. Published continuously since 1951, it is now a weekly with 48 issues per year. Copyright . All rights reserved. Print ISSN: 0028-3878. Online ISSN: 1526-632X.

