

Neurology[®]

Table of Contents

Volume 80, Number 15, April 9, 2013

Neurology.org

THE MOST WIDELY READ AND HIGHLY CITED PEER-REVIEWED
NEUROLOGY JOURNAL



IN FOCUS

- 1357 Spotlight on the April 9 Issue
- 1438 This Week's *Neurology*[®] Podcast

EDITORIALS

- 1358 Cerebral microinfarcts: Enumerating the innumerable
E.E. Smith and G.J. Biessels
- 1360 From the bridges of Königsberg to the fields of
Alzheimer: Connecting the dots
J.R. Petrella and P.M. Doraiswamy
- 1363 The cost of silencing HIV in the brain
C.A. Wiley and L.A. Cysique

ARTICLES

- 1365 Estimating cerebral microinfarct burden from autopsy
samples
*M.B. Westover, M.T. Bianchi, C. Yang, J.A. Schneider,
and S.M. Greenberg*
Editorial, p. 1358
- 1370 Disruption of cerebral networks and cognitive
impairment in Alzheimer disease
*Y.D. Reijmer, A. Leemans, K. Caeyenberghs,
S.M. Heringa, H.L. Koek, and G.J. Biessels, on behalf
of the Utrecht Vascular Cognitive Impairment Study
Group*
Editorial, p. 1360
- 1378 Cognitive trajectories associated with β -amyloid
deposition in the oldest-old without dementia
*B.E. Snitz, L.A. Weissfeld, O.L. Lopez, L.H. Kuller,
J. Saxton, D.M. Singhabahu, W.E. Klunk, C.A. Mathis,
J.C. Price, D.G. Ives, A.D. Cohen, E. McDade, and
S.T. DeKosky*
- 1385 Idiopathic normal-pressure hydrocephalus:
Pathophysiology and diagnosis by CSF biomarkers
*A. Jeppsson, H. Zetterberg, K. Blennow, and
C. Wikkelso*
- 1393 Improved diagnosis of spinal cord disorders with
contact heat evoked potentials
A. Ulrich, J. Haefeli, J. Blum, K. Min, and A. Curt

- 1400 Supplementary motor area stimulation for Parkinson
disease: A randomized controlled study
*Y. Shirota, H. Ohtsu, M. Hamada, H. Enomoto, and
Y. Ugawa, For the Research Committee on rTMS
Treatment of Parkinson's Disease*



- 1406 In vivo identification of morphologic retinal
abnormalities in neuromyelitis optica
*E.S. Sotirchos, S. Saidha, G. Byraiah, M.A. Mealy,
M.A. Ibrahim, Y.J. Sepah, S.D. Newsome,
J.N. Ratchford, E.M. Frohman, L.J. Balcer,
C.M. Crainiceanu, Q.D. Nguyen, M. Levy, and
P.A. Calabresi*
- 1415 Molecular and pathologic insights from latent HIV-1
infection in the human brain
*P. Desplats, W. Dumaop, D. Smith, A. Adame, I. Everall,
S. Letendre, R. Ellis, M. Cherner, I. Grant, and E. Masliah*
Editorial, p. 1363

SPECIAL ARTICLE

- 1424 Evidence-based guideline: Treatment of parenchymal
neurocysticercosis: Report of the Guideline
Development Subcommittee of the American
Academy of Neurology
*R.A. Baird, S. Wiebe, J.R. Zunt, J.J. Halperin,
G. Gronseth, and K.L. Roos*



VIEWS & REVIEWS

- 1430 PML diagnostic criteria: Consensus statement from the
AAN Neuroinfectious Disease Section
*J.R. Berger, A.J. Aksamit, D.B. Clifford, L. Davis,
I.J. Koralnik, J.J. Sejvar, R. Bartt, E.O. Major, and
A. Nath*



CLINICAL/SCIENTIFIC NOTES

- 1439 Anti-Ma-associated encephalitis due to dysgerminoma
in a woman with Swyer syndrome
I. Al-Thubaiti, K. Al-Hayek, and M. Binfalal

REFLECTIONS: NEUROLOGY AND THE HUMANITIES

- 1441 The parallel universe
A.C. Anilkumar

CONTINUED

Neurology[®]

Table of Contents


continued



NEUROIMAGES

- 1442 Bilateral vertebral artery dissection, agenesis of both ICAs, and connective tissue aberrations
C.M. Lill, K. Günther-Kunkel, H. Hoch, F. Paul, C. Grond-Ginsbach, I. Hausser, and F. Zipp

RESIDENT & FELLOW SECTION

- e162 Clinical Reasoning: A woman with rapidly progressive apraxia
P. Pressman, E.H. Bigio, D. Gitelman, and C. Zadikoff

- e166 Emerging Subspecialties: Neuroinformatics
Y. Hannawi and S.M. Smirnakis
- e169 Teaching NeuroImages: Multiple epidural abscesses after acupuncture
H.-J. Yu, K.-E. Lee, H.S. Kang, and S.Y. Roh

- e170 Teaching NeuroImages: Unilateral upper limb muscular hyperplasia
H.J. Gilhuis, M. Rafiee, and M.J. Zwarts

WRITECLICK: EDITOR'S CHOICE

- 1444 Acute hydrocephalus due to impaired CSF resorption in Toscana virus meningoencephalitis
Remi N. Charrel; Author Response: Gabor C. Petzold, Johanna Oechtering
- 1444 Tafamidis for transthyretin familial amyloid polyneuropathy: A randomized, controlled trial
Ingemar S.J. Merkies

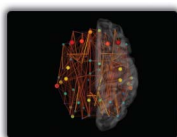
DEPARTMENTS

- 1446 Book Review
- A45 In the Next Issue of *Neurology*[®]

 Podcast at www.neurology.org  CME  Video  Patient Page  LOE classification  LOE recommendation




tinyurl.com/neurologyfan  twitter.com/neurologyfan  twitter.com/GreenJournal



Cover image: An individual's brain network reconstructed using diffusion tensor imaging. From this network measures of local and global connectivity can be computed. See page 1370.

Publish Ahead of Print articles and editorials go live every Wednesday at 4 pm US Eastern time! Visit neurology.org.



Neurology[®] Online CME Program

Earn CME while reading *Neurology*. This program is available only to online *Neurology* subscribers. Simply read the articles marked CME, go to www.neurology.org, and click on CME. This will provide all of the information necessary to get started. The American Academy of Neurology (AAN) is accredited by the Accreditation Council for Continuing Medical Education (ACCME) to sponsor continuing medical education for physicians. *Neurology* is planned and produced in accordance with the ACCME Essentials. For more information, contact AAN Member Services at 800-879-1960.

Neurology®

80 (15)

Neurology 2013;80:e169-1446

This information is current as of January 1, 2013

Updated Information & Services

including high resolution figures, can be found at:
<http://n.neurology.org/content/80/15.full>

Permissions & Licensing

Information about reproducing this article in parts (figures, tables) or in its entirety can be found online at:
http://www.neurology.org/about/about_the_journal#permissions

Reprints

Information about ordering reprints can be found online:
<http://n.neurology.org/subscribers/advertise>

Neurology® is the official journal of the American Academy of Neurology. Published continuously since 1951, it is now a weekly with 48 issues per year. Copyright . All rights reserved. Print ISSN: 0028-3878. Online ISSN: 1526-632X.

