

Neurology[®]

Table of Contents

Volume 80, Number 5, January 29, 2013

Neurology.org

THE MOST WIDELY READ AND HIGHLY CITED PEER-REVIEWED
NEUROLOGY JOURNAL



IN FOCUS

- 423 Spotlight on the January 29 Issue
- 463 This Week's *Neurology*[®] Podcast



EDITORIALS

- 424 Migraine triggers: Harnessing the messages of clinical practice
P.J. Goadsby and S.D. Silberstein
- 426 Making sense of genetic heterogeneity: Emergence of pathways in developmental brain disorders
A.R. Paciorkowski and B.T. Darras


ARTICLES

- 428 Provocation of migraine with aura using natural trigger factors
A. Hougaard, F. Amin, A.W. Hauge, M. Ashina, and J. Olesen
Editorial, p. 424
- 432 Nonmydriatic ocular fundus photography among headache patients in an emergency department
P. Thulasi, C.L. Fraser, V. Biousse, D.W. Wright, N.J. Newman, and B.B. Bruce

- 438 Pontocerebellar hypoplasia type 1: Clinical spectrum and relevance of *EXOSC3* mutations
S. Rudnik-Schöneborn, J. Senderek, J.C. Jen, G. Houge, P. Seeman, A. Puchmajerová, L. Graul-Neumann, U. Seidel, R. Korinthenberg, J. Kirschner, J. Seeger, M.M. Ryan, F. Muntoni, M. Steinlin, L. Sztriha, J. Colomer, C. Hübner, K. Brockmann, L. Van Maldergem, M. Schiff, A. Holzinger, P. Barth, W. Reardon, M. Yourshaw, S.F. Nelson, T. Eggermann, and K. Zerres
Editorial, p. 426
- 447 Birth hospitalization in mothers with multiple sclerosis and their newborns
E. Lu, Y. Zhao, F. Zhu, M.L. van der Kop, A. Synnes, L. Dahlgren, A.D. Sadovnick, A.-L. Sayao, and H. Tremlett, On behalf of the British Columbia Multiple Sclerosis Clinic Neurologists
- 453 CNS vasculitis in a patient with MS on daclizumab monotherapy
J. Ohayon, U. Oh, N. Richert, J. Martin, A. Vortmeyer, H. McFarland, and B. Bielekova

- 458 Mutations in the gene encoding p62 in Japanese patients with amyotrophic lateral sclerosis
M. Hirano, Y. Nakamura, K. Saigoh, H. Sakamoto, S. Ueno, C. Isono, K. Miyamoto, M. Akamatsu, Y. Mitsui, and S. Kusunoki
- 464 Predictors of recovery of responsiveness in prolonged anoxic vegetative state
A. Estraneo, P. Moretta, V. Loreto, B. Lanzillo, A. Cozzolino, A. Saltalamacchia, F. Lullo, L. Santoro, and L. Trojano

- 471 Frequency of and risk factors for poor cognitive performance in hemodialysis patients
M.J. Sarnak, H. Tighiouart, T.M. Scott, K.V. Lou, E.P. Sorensen, L.M. Giang, D.A. Drew, K. Shaffi, J.A. Strom, A.K. Singh, and D.E. Weiner
- 481 Cause-specific mortality of 1-year survivors of subarachnoid hemorrhage
M. Korja, K. Silventoinen, T. Laatikainen, P. Jousilahti, V. Salomaa, and J. Kaprio

- 487 Septal nuclei enlargement in human temporal lobe epilepsy without mesial temporal sclerosis
T. Butler, L. Zaborszky, X. Wang, C.R. McDonald, K. Blackmon, B.T. Quinn, J. DuBois, C. Carlson, W.B. Barr, J. French, R. Kuzniecky, E. Halgren, O. Devinsky, and T. Thesen
- 492 Decreased iron levels in the temporal cortex in postmortem human brains with Parkinson disease
X. Yu, T. Du, N. Song, Q. He, Y. Shen, H. Jiang, and J. Xie

VIEWS & REVIEWS

- 496 Criteria for the diagnosis of corticobasal degeneration
M.J. Armstrong, I. Litvan, A.E. Lang, T.H. Bak, K.P. Bhatia, B. Borroni, A.L. Boxer, D.W. Dickson, M. Grossman, M. Hallett, K.A. Josephs, A. Kertesz, S.E. Lee, B.L. Miller, S.G. Reich, D.E. Riley, E. Tolosa, A.I. Tröster, M. Vidailhet, and W.J. Weiner


CONTINUED

Neurology[®]

Table of Contents

continued



CLINICAL/SCIENTIFIC NOTES

- 504 TK2 mutation presenting as indolent myopathy
C. Paradas, P.G. Ríos, E. Rivas, P. Carbonell, M. Hirano, and S. DiMauro

RESIDENT & FELLOW SECTIONS

- e42 Clinical Reasoning: A girl presenting with stiffness episodes during sleep, café-au-lait spots, and flecked retina
R. Moavero, R. Cusmai, M.C. Roberti, F. Vigevano, and P. Curatolo
- e47 Emerging Subspecialties in Neurology: Deep brain stimulation and electrical neuro-network modulation
A. Hassan and M.S. Okun
- e51 Residency Training: The role of neurocritical care in resident education
I.R.F. Da Silva and J.A. Gomes
- e54 Teaching *NeuroImages*: Intermittent symptomatic occlusion of the vertebral artery caused by a cervical osteophyte
I. Mourand, S. Azakri, G. Boniface, A. Bonafé, and I.L. Maldonado

- e55 Teaching Video *NeuroImages*: Myokymia and nerve hyperexcitability as components of Morvan syndrome due to malignant thymoma
R.V. Lukas, K. Rezania, M. Malec, and R. Salgia



PATIENT PAGE

- e56 Subarachnoid hemorrhage
A.A. Rabinstein

WRITECLICK: EDITOR'S CHOICE

- 507 Clinical assessment of noninvasive intracranial pressure absolute value measurement method
D.S. Liebeskind, E. Marcinkevicius, M. Pranevicius, O. Pranevicius, M.M. Miller, T. Chang, R. Keating, C. Sable; Author Response: A. Ragauskas, V. Matijosaitis, R. Zakelis, K. Petrikonis, D. Rastenyte, I. Piper, G. Daubaris

CORRECTION

- 508 Migraine headache is present in the aura phase: A prospective study

DEPARTMENTS

- 509 Book Review
- C3 In the Next Issue of *Neurology*[®]

Podcast at www.neurology.org CME Video Patient Page LOE classification LOE recommendation



Find us on
Facebook

tinyurl.com/neurologyfan twitter.com/GreenJournal

Cover image: CT angiogram and 3-dimensional reconstruction: Extrinsic compression of the vertebral artery by an osteophyte. Article is online in the Resident & Fellow Section (page e54) and on *Neurology*[®] for the iPad[®].

Publish Ahead of Print articles and editorials go live every Wednesday at 4 pm US Eastern time! Visit neurology.org.

Neurology[®]

80 (5)

Neurology 2013;80:e56-510

This information is current as of January 29, 2013

Updated Information & Services

including high resolution figures, can be found at:
<http://n.neurology.org/content/80/5.citation.full>

Permissions & Licensing

Information about reproducing this article in parts (figures, tables) or in its entirety can be found online at:
http://www.neurology.org/about/about_the_journal#permissions

Reprints

Information about ordering reprints can be found online:
<http://n.neurology.org/subscribers/advertise>

Neurology® is the official journal of the American Academy of Neurology. Published continuously since 1951, it is now a weekly with 48 issues per year. Copyright . All rights reserved. Print ISSN: 0028-3878. Online ISSN: 1526-632X.

