

Neurology[®]

Table of Contents

Volume 81, Number 14, October 1, 2013
Neurology.org

THE MOST WIDELY READ AND HIGHLY CITED PEER-REVIEWED
NEUROLOGY JOURNAL



IN FOCUS

- 1183 Spotlight on the October 1 Issue
- 1259 This Week's *Neurology*[®] Podcast

EDITORIALS

- 1184 Is CGRP a marker for chronic migraine?
S.D. Silberstein and L. Edvinsson
- 1186 AQP4 antibody serostatus: Is its luster being lost in the management and pathogenesis of NMO?
K. Fujihara and D.K. Sato
- 1189 Titin and centronuclear myopathy: The tip of the iceberg for *TTN*-ic mutations?
J.J. Dowling

ARTICLES

- 1191 Interictal increase of CGRP levels in peripheral blood as a biomarker for chronic migraine
E. Cernuda-Morollón, D. Larrosa, C. Ramón, J. Vega, P. Martínez-Camblor, and J. Pascual
Editorial, p. 1184
- 1197 Updated estimate of AQP4-IgG serostatus and disability outcome in neuromyelitis optica
Y. Jiao, J.P. Fryer, V.A. Lennon, S.M. Jenkins, A.M.L. Quek, C.Y. Smith, A. McKeon, C. Costanzi, R. Iorio, B.G. Weinshenker, D.M. Wingerchuk, E.A. Shuster, C.F. Lucchinetti, and S.J. Pittock
Editorial, p. 1186
- 1205 Recessive truncating titin gene, *TTN*, mutations presenting as centronuclear myopathy
O. Ceyhan-Birsoy, P.B. Agrawal, C. Hidalgo, K. Schmitz-Abe, E.T. DeChene, L.C. Swanson, R. Soemedi, N. Vasli, S.T. Iannaccone, P.B. Shieh, N. Shur, J.M. Dennison, M.W. Lawlor, J. Laporte, K. Markianos, W.G. Fairbrother, H. Granzier, and A.H. Beggs
Editorial, p. 1189
- 1215 Clinical and MRI activity as determinants of sample size for pediatric multiple sclerosis trials
L.H. Verhey, A. Signori, D.L. Arnold, A. Bar-Or, A.D. Sadovnick, R.A. Marrie, B. Banwell, and M.P. Sormani

- 1222 Autoimmune disease preceding amyotrophic lateral sclerosis: An epidemiologic study
M.R. Turner, R. Goldacre, S. Ramagopalan, K. Talbot, and M.J. Goldacre
- 1226 Nonmotor and diagnostic findings in subjects with de novo Parkinson disease of the DeNoPa cohort
B. Mollenhauer, E. Trautmann, F. Sixel-Döring, T. Wicke, J. Ebentheuer, M. Schaumburg, E. Lang, N.K. Focke, K.R. Kumar, K. Lohmann, C. Klein, M.G. Schlossmacher, R. Kohnen, T. Friede, and C. Trenkwalder, on behalf of the DeNoPa Study Group


- 1235 Antisaccade task reflects cortical involvement in mild cognitive impairment
H.W. Heuer, J.B. Mirsky, E.L. Kong, B.C. Dickerson, B.L. Miller, J.H. Kramer, and A.L. Boxer
- 1244 Long-term outcomes of epilepsy surgery in Sweden: A national prospective and longitudinal study
A. Edelvik, B. Rydenhag, I. Olsson, R. Flink, E. Kumlien, K. Källén, and K. Malmgren

- 1252 Postictal generalized EEG suppression: An inconsistent finding in people with multiple seizures
R.J. Lamberts, A. Gaitatzis, J.W. Sander, C.E. Elger, R. Surges, and R.D. Thijs



GLOBAL PERSPECTIVES

- 1257 National Stroke Registries: What can we learn from them?
D. Tanne, S. Koton, and N.M. Bornstein

VIEWS & REVIEWS

- 1260 Migraine and structural changes in the brain: A systematic review and meta-analysis
A. Bashir, R.B. Lipton, S. Ashina, and M. Ashina


CLINICAL/SCIENTIFIC NOTES

- 1269 Clinical and biochemical improvements in a patient with MNGIE following enzyme replacement
B.E. Bax, M.D. Bain, M. Scarpelli, M. Filosto, P. Tonin, and N. Moran
 

CONTINUED

Neurology[®]

Table of Contents

continued



NEUROIMAGES

- 1272 Bilirubin labeling of borderzone and anterior cerebral artery territory infarction
A.L. Berkowitz, S.-H. Sheu, M.F. Rose, I. Delalle, and R.D. Folkert

RESIDENT & FELLOW SECTION

- e106 Media and Book Reviews: UpToDate
R.E. Strowd
- e107 Pearls & Oysters: Good recovery following cerebral fat embolization with paroxysmal hyperactivity syndrome
M.K. Mittal, T.M. Burrus, N.G. Campeau, L.J. Eckel, A.A. Rabinstein, and E.F.M. Wijidicks
- e110 Teaching *NeuroImages*: Reversible paradoxical lithium neurotoxicity
V.Y. Vishnu, P. Kesav, M.K. Goyal, M. Modi, and S. Prabhakar

- e111 Teaching *NeuroImages*: Manganese neurotoxicity of the basal ganglia and thalamus
S.E. Lakhan and H. Abboud

WRITECLICK: EDITOR'S CHOICE

- 1274 Predictors of recovery of responsiveness in prolonged anoxic vegetative state
G.B. Young, A.M. Owen; Author Response: A. Estraneo, P. Moretta, L. Trojano
- 1275 The history of cerebral PET scanning: From physiology to cutting-edge technology
T. Singhal; Author Response: M. Okun, L. Portnow, D. Vaillancourt

CORRECTION

- 1275 The history of cerebral PET scanning: From physiology to cutting-edge technology

DEPARTMENT

- C3 In the Next Issue of *Neurology*[®]

Podcast at www.neurology.org CME Video Patient Page LOE classification LOE recommendation



Find us on Facebook

tinyurl.com/neurologyfan twitter.com/GreenJournal



Cover image: Immunofluorescence analysis of frozen muscle sections stained with anti-titin A-l junction antibody from a patient presenting with centronuclear myopathy. See page 1205.

Look for **Publish Ahead of Print** articles and editorials under the Ahead of Print tab at Neurology.org

Neurology®

81 (14)

Neurology 2013;81:e110-1275

This information is current as of January 1, 2013

Updated Information & Services

including high resolution figures, can be found at:
<http://n.neurology.org/content/81/14.full>

Permissions & Licensing

Information about reproducing this article in parts (figures, tables) or in its entirety can be found online at:
http://www.neurology.org/about/about_the_journal#permissions

Reprints

Information about ordering reprints can be found online:
<http://n.neurology.org/subscribers/advertise>

Neurology® is the official journal of the American Academy of Neurology. Published continuously since 1951, it is now a weekly with 48 issues per year. Copyright . All rights reserved. Print ISSN: 0028-3878. Online ISSN: 1526-632X.

